

# USB Cable Connection Instruction

Please use appropriate cables when you try to connect your laptop to SANUPS via USB. Below pictures describe appropriate cable connection patterns. When you fail to select cable, it will be resulted in connection failure.

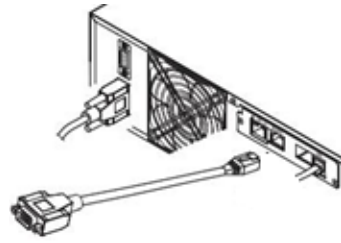
## Pattern A



3<sup>rd</sup> Party USB Straight cable  
(D-SUB 9pin: Male)



SANUPS Cross cable  
(D-SUB 9pin: Female to Female)  
Attached part of UPS Unit

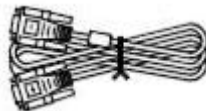


SANUPS Straight cable  
(D-SUB 9pin: Male)  
Attached part of LAN Card

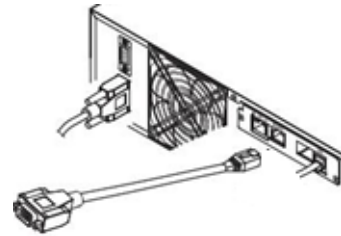
## Pattern B



3<sup>rd</sup> Party USB Cross cable  
(D-SUB 9pin: Male)



3<sup>rd</sup> Party Straight cable  
(D-SUB 9pin: Female to Female)



SANUPS Straight cable  
(D-SUB 9pin: Male)  
Attached part of LAN Card

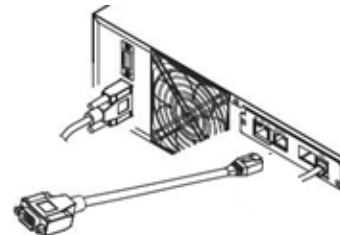
## Pattern C



3<sup>rd</sup> Party Cross cable  
(D-SUB 9pin: Male)



3<sup>rd</sup> Party Converter  
(D-SUB 9pin: Female to Female)

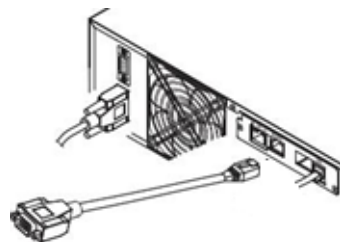


SANUPS Straight cable  
(D-SUB 9pin: Male)  
Attached part of LAN Card

## Pattern D



3<sup>rd</sup> Party Cross cable  
(D-SUB 9pin: Female)



SANUPS Straight cable  
(D-SUB 9pin: Male)  
Attached part of LAN Card